



J K K & COMPANY LLP

Chartered Accountants

19, Alipore Road,
Indian Oil Petrol Pump
Kolkata – 700 027

23, Circus Avenue
Park Circus 7 Point
Kolkata- 700 017

Branch – H.No.-1375, Sector -44B, Chandigarh-160047(U.T.)

Phone: 033-4601 6275

Email ID: jkkcompany@yahoo.com

INDEPENDENT AUDITORS' REPORT

TO THE MEMBERS OF
M/S. OPRS DEVELOPERS PRIVATE LIMITED

Report on the Audit of the Standalone Financial Statements

Opinion

We have audited the standalone financial statements of **M/S. OPRS DEVELOPERS PRIVATE LIMITED** ("the Company"), which comprise the Balance Sheet as at 31st March 2023, and the Statement of Profit and Loss for the year then ended, and notes to the financial statements, including a summary of Significant Accounting Policies and other explanatory information.

In our opinion and to the best of our information and according to the explanations given to us, the aforesaid standalone financial statements give the information required by the Act in the manner so required and give a true and fair view in conformity with the accounting principles generally accepted in India, of the state of affairs of the Company as at March 31, 2023, and its profit for the year ended on that date.

Basis for Opinion

We have conducted our audit in accordance with the Standards on Auditing (SAs) specified under section 143 (10) of the Companies Act, 2013. Our responsibilities under those Standards are further described in the *Auditor's Responsibilities for the Audit of the Financial Statements* section of our report. We are independent of the Company in accordance with the Code of Ethics issued by the Institute of Chartered Accountants of India together with the ethical requirements that are relevant to our audit of the financial statements under the provisions of the Companies Act, 2013 and the Rules thereunder, and we have fulfilled our other ethical responsibilities in accordance with these requirements and the Code of Ethics. We believe that the audit evidence we have obtained is sufficient and appropriate to provide a basis for our opinion.

Information other than the financial statements and auditors' report thereon

The Company's Board of Directors is responsible for the preparation of the other information. The other information comprises the information included in the Board's Report including Annexures to Board's Report, but does not include the financial statements and our auditor's report thereon.

Our opinion on the financial statements does not cover the other information and we do not express any form of assurance conclusion thereon.

In connection with our audit of the financial statements, our responsibility is to read the other information and, in doing so, consider whether the other information is materially inconsistent with the standalone



financial statements or our knowledge obtained during the course of our audit or otherwise appears to be materially misstated. If, based on the work we have performed, we conclude that there is no material misstatement of this other information; therefore we are not required to report in respect of information other than the financial statements.

Responsibilities of Management for the Financial Statements

The Company's Board of Directors is responsible for the matters stated in section 134(5) of the Companies Act, 2013 ("the Act") with respect to the preparation of these standalone financial statements that give a true and fair view of the financial position, financial performance and cash flows of the Company in accordance with the accounting principles generally accepted in India, including the Accounting Standards specified under section 133 of the act. This responsibility also includes maintenance of adequate accounting records in accordance with the provisions of the Act for safeguarding of the assets of the Company and for preventing and detecting frauds and other irregularities; selection and application of appropriate accounting policies; making judgments and estimates that are reasonable and prudent; and design, implementation and maintenance of adequate internal financial controls, that were operating effectively for ensuring the accuracy and completeness of the accounting records, relevant to the preparation and presentation of the financial statement that give a true and fair view and are free from material misstatement, whether due to fraud or error.

In preparing the financial statements, management is responsible for assessing the Company's ability to continue as a going concern, disclosing, as applicable, matter related to going concern and using the going concern basis of accounting unless management either intends to liquidate the Company or to cease operations, or has no realistic alternative but to do so.

Those Boards of Directors are also responsible for overseeing the Company's financial reporting process.

Auditors' Responsibilities for the Audit of the Financial Statements

Our objective is to obtain reasonable assurance about whether the financial statements as a whole are free from material misstatement, whether due to fraud or error, and to issue an auditor's report that includes our opinion. Reasonable assurance is a high level of assurance, but is not a guarantee that an audit conducted in accordance with SAs will always detect a material misstatement when it exists. Misstatements can arise from fraud or error and are considered material if, individually or in the aggregate, they could reasonably be expected to influence the economic decisions of users taken on the basis of these financial statements.

As part of an audit in accordance with SAs, we exercise professional judgment and maintain professional skepticism throughout the audit. We also:

- Identify and assess the risks of material misstatement of the financial statements, whether due to fraud or error, design and perform audit procedures responsive to those risks, and obtain audit evidence that is sufficient and appropriate to provide a basis for our opinion. The risk of not detecting a material misstatement resulting from fraud is higher than for one resulting from error, as fraud may involve collusion, forgery, intentional omissions, misrepresentations, or the override of internal control.
- Obtain an understanding of internal control relevant to the audit in order to design audit procedures that are appropriate in the circumstances.
- Evaluate the appropriateness of accounting policies used and the reasonableness of accounting estimates and related disclosures made by management.



- Conclude on the appropriateness of management's use of the going concern basis of accounting and, based on the audit evidence obtained, whether a material uncertainty exists related to events or conditions that may cast significant doubt on the Company's ability to continue as a going concern. If we conclude that a material uncertainty exists, we are required to draw attention in our auditor's report to the related disclosures in the financial statements or, if such disclosures are inadequate, to modify our opinion. Our conclusions are based on the audit evidence obtained up to the date of our auditor's report. However, there are no future events or conditions that may cause the Company to cease to continue as a going concern.
- Evaluate the overall presentation, structure and content of the financial statements, including the disclosures, and whether the financial statements represent the underlying transactions and events in a manner that achieves fair presentation.


Materiality is the magnitude of misstatement in the standalone financial statements that, individually or in aggregate, makes it probable that the economic decisions of a reasonable knowledge user of the financial statements may be influenced. We consider quantitative materiality and qualitative factors in (i) planning the scope of our audit work and in evaluating the results of our work; and (ii) to evaluate the effect of any identified misstatements in the financial statements.

We communicate with those charged with governance regarding, among other matters, the planned scope and timing of the audit and significant audit findings, including any significant deficiencies in internal control that we identify during our audit.

We also provide those charged with governance with a statement that we complied with relevant ethical requirements regarding independence, and to communicate with them all relationships and other matters that may reasonably be thought to bear on our independence, and where applicable, related safeguards.

Report on Other Legal and Regulatory Requirements

1. This report does not include a statement on the matter specified in paragraph 3 of the Companies (Auditor's Report) Order, 2020 ("the Order") issued by the Central Government of India, in terms of sub-section 11 of section 143 of the Companies Act, 2013, since in our opinion and according to the information and explanation given to us, the said Order is not applicable to the Company.
2. As required by section 143(3) of the Act, I report that:
 - a) We have sought and obtained all the information and explanations which to the best of our knowledge and belief are necessary for the purpose of our audit;
 - b) In our opinion, proper books of account as required by law have been kept by the Company so far as it appears from our examination of those books;
 - c) The Balance Sheet and the Statement of Profit and Loss dealt with by this report are in agreement with the books of account;
 - d) In our opinion, the aforesaid standalone financial statements comply with the Accounting Standards specified under section 133 of the Act, read with Rule 7 of the Companies (Accounts) Rules, 2014 (as amended);
 - e) On the basis of written representations received from the directors as on March 31, 2023 taken on record by the Board of Directors, none of the directors is disqualified as on March 31, 2023 from being appointed as director in terms of section 164 (2) of the Act;



- f) As per the MCA notification, G. S. R. 583(E) dated 13th day of June, 2017, the clause regarding adequacy of internal financial controls system and the operating effectiveness of such controls, is not applicable on the Company.
- g) With respect to the other matters to be included in the Auditor's Report in accordance with Rule 11 of the Companies (Audit and Auditors) Rules, 2014, in our opinion and to the best of our information and according to the explanations given to us:
- I. The Company does not have any pending litigations which would impact its financial position.
 - II. The Company did not have any long-term contracts including derivative contracts for which there were any material foreseeable losses.
 - III. There has been no amount required to be transferred to the Investor Education and Protection Fund by the Company; and
 - IV. The management has represented that, to the best of its knowledge and belief, no funds have been advanced or loaned or invested (either from borrowed funds or share premium or any other sources or kind of funds) by the Company to or in any other persons or entities, including foreign entities ("Intermediaries") with the understanding, whether recorded in writing or otherwise, that the Intermediary shall directly or indirectly lend or invest in other persons or entities identified in any manner whatsoever ("Ultimate Beneficiaries") by or on behalf of the Company or provide any guarantee, security or the like to or on behalf of the Ultimate Beneficiaries.

The management has represented, that, to the best of its knowledge and belief, no funds have been received by the Company from any persons or entities, including foreign entities ("Funding Parties"), with the understanding, whether recorded in writing or otherwise, that the Company shall directly or indirectly, lend or invest in other persons or entities identified in any manner whatsoever ("Ultimate Beneficiaries") by or on behalf of the Funding Party or provide any guarantee, security or the like from or on behalf of the Ultimate Beneficiaries; and

Based on such audit procedures as considered reasonable and appropriate in the circumstances, nothing has come to our notice that has caused us to believe that the aforesaid representations contain any material mis-statement.

- h) The Company has not declared dividends during the year.
- i) With respect to the matter to be included in the Auditors' Report under section 197(16) of the Act, in our opinion and according to the information and explanations given to us, the limit prescribed by section 197 for maximum permissible managerial remuneration is not applicable to a Private Limited Company.

For J K K & Co. LLP
Chartered Accountant
FRN: 330221E/E300273



Devendra Lakhani
Devendra Kumar Lakhani
Partner

Membership No.: 310418
UDIN:-233104188672M67
E3588

Place: Kolkata
Date: 09/09/2023

OPRS DEVELOPERS PRIVATE LIMITED

CIN: U70100WB1998PTC086808

BALANCE SHEET AS AT MARCH 31ST, 2023

(Figures in INR'00)

| Particulars | Note No. | As at 31.03.2023 | | As at 31.03.2022 | |
|--|----------|------------------|------------------|------------------|--------------------|
| I. EQUITY AND LIABILITIES | | | | | |
| (1) Shareholders' Funds | | | | | |
| (a) Share Capital | 2 | 34,750.00 | | 34,750.00 | |
| (b) Reserves and Surplus | 3 | 55,421.08 | | 54,579.26 | |
| | | | 90,171.08 | | 89,329.26 |
| (2) Non - Current Liabilities | | | | | |
| (a) Deferred Tax Liabilities | | - | | - | |
| (3) Current Liabilities | | | | | |
| (a) Short Term Borrowings | 4 | - | | 2,674.00 | |
| (b) Trade Payables | 5 | - | | - | |
| (i) total outstanding dues of MSME | | - | | - | |
| (ii) total outstanding dues of creditors other than MSME | | - | | - | |
| (c) Other Current Liabilities | 6 | 5,469.97 | | 11,050.89 | |
| (d) Short Term Provision (Net) | | - | | - | |
| | | | 5,469.97 | | 13,724.89 |
| TOTAL | | | 95,641.05 | | 1,03,054.15 |
| II. ASSETS | | | | | |
| (1) Non - current assets | | | | | |
| (a) Property, Plant and Equipment | | | | | |
| Tangible Assets | 7 | 9.14 | | 9.14 | |
| (b) Non Current Investment | 8 | 17,103.00 | | 17,103.00 | |
| (c) Long Term Loans & Advances | 9 | 1,186.28 | | 1,186.28 | |
| | | | 18,298.42 | | 18,298.42 |
| (2) Current Assets | | | | | |
| (a) Trade Receivables | 10 | 3,234.81 | | 11,250.54 | |
| (b) Inventories | 11 | 42,157.78 | | 42,157.78 | |
| (c) Cash and Cash Equivalents | 12 | 13,479.36 | | 212.40 | |
| (d) Short Term Loans and Advances | 13 | 18,470.68 | | 31,135.01 | |
| | | | 77,342.63 | | 84,755.73 |
| TOTAL | | | 95,641.05 | | 1,03,054.15 |
| Summary of Significant accounting policies | 1 | | | | |
| Notes on financial statements | 2 to 22 | | | | |

For J K K & CO LLP
Chartered Accountants
FRN: 330221E/E300273

Devendra Lakhani

Devendra Kumar Lakhani
Partner
Membership No.: 310418



Place: Kolkata
Date: 09/09/2023
UDIN: 23310418BGZMGE3588

For OPRS Developers Private Limited
OPRS DEVELOPERS PVT. LTD.

Mahesh Sonthalia
Mahesh Sonthalia Director
DIN:00755021

OPRS DEVELOPERS PVT. LTD.

Shashank Sonthalia
Shashank Sonthalia Director
DIN: 03052899

OPRS DEVELOPERS PRIVATE LIMITED

CIN: U70100WB1998PTC086808

STATEMENT OF PROFIT AND LOSS FOR THE YEAR ENDED MARCH 31ST, 2023

(Figures in INR'00)

| Particulars | Note No. | As at 31.03.2023 | As at 31.03.2022 |
|--|----------|------------------|------------------|
| Revenue from Operations | 14 | 4,630.27 | 4,630.27 |
| Other Income | 15 | 3,187.17 | 3,052.03 |
| Total Income | | 7,817.44 | 7,682.30 |
| Expenses | | | |
| Change in Inventories | 16 | - | - |
| Employee Benefit Expenses | 17 | 4,118.33 | 1,369.34 |
| Finance Cost | | - | - |
| Other Expenses | 18 | 2,857.29 | 5,817.87 |
| Total Expenses | | 6,975.62 | 7,187.21 |
| Profit/ (Loss) before exceptional items and tax | | 841.82 | 495.09 |
| Less: Exceptional Item | | - | - |
| Profit/ (Loss) before tax | | 841.82 | 495.09 |
| Tax expense: | | | |
| Current tax | | | |
| Less: MAT credit | | | |
| Deferred tax | | | |
| Taxation for earlier year | | | |
| Profit/(Loss) for the period | | 841.82 | 495.09 |
| Earning per equity share: | | | |
| Basic (In INR) | 19 | 0.24 | 0.14 |
| Summary of Significant accounting policies | 1 | | |
| Notes on financial statements | 2 to 22 | | |

For J K K & CO LLP
Chartered Accountants
FRN: 330221E/E300273

Devendra Lakhani

Devendra Kumar Lakhani
Partner
Membership No.: 310418



Place: Kolkata
Date: 09/09/2023
UDIN: 23310418BGZMGE3588

For OPRS Developers Private Limited
OPRS DEVELOPERS PVT. LTD.

Mahesh Sonthalia

Mahesh Sonthalia
Director
DIN:00755021

Director

OPRS DEVELOPERS PVT. LTD.

Shashank Sonthalia
Director
DIN: 03052899

Shashank Sonthalia
Director

OPRS DEVELOPERS PRIVATE LIMITED

CIN: U70100WB1998PTC086808

NOTES ON FINANCIAL STATEMENTS FOR THE YEAR ENDED 31ST MARCH 2023

1. Corporate Information

OPRS Developers Private Limited is a private company domiciled in India and incorporated under the provisions of Companies Act, 1956.

1.1 SUMMARY OF SIGNIFICANT ACCOUNTING POLICIES

a. Basis of Preparation of Financial Statements

The financial statements of the Company have been prepared in accordance with the Generally Accepted Accounting Principles generally accepted in India, the mandatory Accounting Standards specified under section 133 of the Companies Act, 2013 read with rule 7 of the companies (Accounts) Rules 2014, and the relevant provisions of the Companies Act, 2013 ("The 2013 Act")/Companies Act, 1956 ("The 1956 Act") as applicable. The financial statements have been prepared on accrual basis under the historical cost convention. The accounting policies adopted in the preparation of the financial statements are consistent with those followed in the previous year.

b. Use of Estimates

The preparation of financial statements in conformity with Indian GAAP requires judgments, estimates and assumptions to be made that affects the reported amount of assets and liabilities, disclosure of contingent liabilities on the date of the financial statements and the reported amount of revenue and expenses during the reporting period. Difference between the actual results and estimates are recognized in the period in which the results are known/materialized.

c. Revenue Recognition

The Company adopts accrual basis of accounting in preparation of accounts. All expenses and income to the extent considered payable and receivable respectively unless stated otherwise have been accounted for on mercantile basis.

d. Inventories

Stock are valued on FIFO basis at lower of cost or market value.

e. Fixed Assets & Depreciation

Fixed Assets are stated at cost of acquisition less depreciation. Depreciation for the year is provided on the Straight Line method at the rates determined based on the useful lives of respective assets in the manner specified in Schedule II to the Companies Act, 2013. Depreciation on addition to assets is calculated on pro - rata from the date of such addition.

f. Investments

Long term investments are considered at cost, unless there is a permanent decline in value thereof, in which case adequate provision is made in the accounts

g. Taxation


Income tax expense comprises of current tax and deferred tax at the applicable enacted or substantively enacted rates. Current tax is provided on the taxable income using the applicable tax rates and laws. Deferred tax liability and assets are recognized at substantively enacted tax rates on timing difference between taxable income and accounting income that originate in one period and are capable of reversal in one or more subsequent periods.

h. Employee benefits

Short term employees benefits such as salaries, performance incentives, etc., are recognised as an expenses at actual .The Company has no Defined Contribution Plan in operation. In absence of any statutory or contractual liability no provision for any accrued Defined Benefit Plan like Gratuity is made.


Contd.....

OPRS DEVELOPERS PVT. LTD.



Director

OPRS DEVELOPERS PVT. LTD.



Director



OPRS DEVELOPERS PRIVATE LIMITED

CIN: U70100WB1998PTC086808

NOTES ON FINANCIAL STATEMENTS FOR THE YEAR ENDED 31ST MARCH 2023

i. Earning Per Share

Basic earnings per share is computed by dividing the profit / (loss) after tax (including the post tax effect of extraordinary items, if any) by the weighted average number of equity shares outstanding during the year. Diluted earnings per share is computed by dividing the profit / (loss) after tax (including the post tax effect of extraordinary items, if any) as adjusted for dividend, interest and other charges to expense or income relating to the dilutive potential equity shares, by the weighted average number of equity shares considered for deriving basic earnings per share and the weighted average number of equity shares which could have been issued on the conversion of all dilutive potential equity shares.

j. Provisions, Contingent liabilities and Contingent assets

Provisions involving substantial degree of estimation in measurement are recognised when there is a present obligation as a result of past events and it is probable that there will be an outflow of resources. Contingent liabilities are not recognised but disclosed in the notes. Contingent assets are neither recognised nor disclosed in the financial statements.


k. Borrowing Cost

Borrowing cost is recognized as expense in the year in which they are incurred.

l. Impairment


The carrying amount of assets is reviewed at each balance sheet date if there is any indication of impairment based on internal/ external factors. An impairment loss will be recognized wherever the Carrying amount of an asset exceeds its recoverable amount. The recoverable amount is greater of the asset's net selling price and value in use. In assessing value in use, the estimated future cash flows are discounted to the present value by using the weighted average cost of capital. A previously recognized impairment loss is further provided or reserved depending on changes in circumstances.

OPRS DEVELOPERS PVT. LTD.



Director

OPRS DEVELOPERS PVT. LTD.



Director



OPRS DEVELOPERS PRIVATE LIMITED

CIN: U70100WB1998PTC086808

NOTES ON FINANCIAL STATEMENTS FOR THE YEAR ENDED MARCH 31ST, 2023

(Figures in INR'00)

| Particulars | 31.03.2023 Amount | 31.03.2022 Amount |
|--|-----------------------------|-----------------------------|
| 4. Short Term Borrowings | | |
| A) Unsecured Loans: (Repayable on Demand) | | |
| From Related Party* | - | 2,674.00 |
| * For related party see note no.22 | - | - |
| | <u> </u> | <u> </u> |
| | - | 2,674.00 |
| 5. Trade Payables | | |
| a) Others | - | - |
| Ageing Schedule as per Annexure A | - | - |
| | <u> </u> | <u> </u> |
| | - | - |
| 6. Other Current Liabilities : | | |
| a) D. Lakhani & Co | 340.00 | 300.00 |
| b) Salary Payable | 240.00 | 575.00 |
| c) Soumen Sen | 252.20 | 252.20 |
| d) Security Deposit from Tenant | 3,136.77 | 3,136.77 |
| e) Accounting Charges Payable | - | 20.00 |
| f) Amit Kumar Jhawar | 984.00 | 984.00 |
| g) Ayesha Yasmin | 36.00 | 36.00 |
| h) Sundrex Oil Co. Ltd | - | 2,748.50 |
| i) Vignesh Sonthalia | - | 267.77 |
| j) Repairs and Maintenance Payable | 304.00 | 1,354.00 |
| k) Professional Fees Payable | - | 400.00 |
| l) Security Charges Payable | - | 950.00 |
| m) Mahesh Enterprises | - | 26.65 |
| n) J K K & Company LLP | 177.00 | - |
| | <u> </u> | <u> </u> |
| | 5,469.97 | 11,050.89 |
| 8. Non Current Investment | | |
| a) Investment in Shares | 17,103.00 | 17,103.00 |
| | <u> </u> | <u> </u> |
| | 17,103.00 | 17,103.00 |
| 9. Long term loans and advances : | | |
| Balances with government authorities | | |
| a) TDS Refundable for A.Y. 2005-06 | 742.28 | 742.28 |
| b) TDS Refundable for A.Y. 2008-09 | 357.89 | 357.89 |
| c) TDS Refundable for A.Y. 2009-10 | 39.01 | 39.01 |
| d) Demand Receivable for A.Y. 2005-06 | 47.10 | 47.10 |
| | <u> </u> | <u> </u> |
| | 1,186.28 | 1,186.28 |
| 10. Trade Receivables: | | |
| Current (Unsecured- considered good) | | |
| a) Others | 3,234.81 | 11,250.54 |
| Ageing Schedule as per Annexure A | 3,234.81 | 11,250.54 |
| | <u> </u> | <u> </u> |
| | 3,234.81 | 11,250.54 |

OPRS DEVELOPERS PVT. LTD.

[Signature]

Director

OPRS DEVELOPERS PVT. LTD.

[Signature]

Director



OPRS DEVELOPERS PRIVATE LIMITED

CIN: U70100WB1998PTC086808

NOTES ON FINANCIAL STATEMENTS FOR THE PERIOD ENDED 31ST MARCH 2023

Annexure- A

Note 6: Trade Payables ageing schedule

| Particulars | AS at 31.03.23 | | | | | | As at 31.03.22 | | | |
|-----------------------------|--|-----------|-----------|-------------------|-------|------------------|--|-----------|-------------------|-------|
| | Outstanding for following periods from due date of payment | | | | | | Outstanding for following periods from due date of payment | | | |
| | Less than 1 year | 1-2 years | 2-3 years | More than 3 years | Total | Less than 1 year | 1-2 years | 2-3 years | More than 3 years | Total |
| (i) MSME | - | - | - | - | - | - | - | - | - | - |
| (ii) Others | - | - | - | - | - | - | - | - | - | - |
| (iii) Disputed dues — MSME | - | - | - | - | - | - | - | - | - | - |
| (iv) Disputed dues — Others | - | - | - | - | - | - | - | - | - | - |

Note 11: Trade Receivables ageing schedule

| Particulars | As at 31.03.23 | | | | | As at 31.03.22 | | | | | | |
|---|--|-------------------|-----------|-----------|-------------------|--|--------------------|-------------------|-----------|-----------|-------------------|-----------|
| | Outstanding for following periods from due date of payment | | | | | Outstanding for following periods from due date of payment | | | | | | |
| | Less than 6 months | 6 months - 1 year | 1-2 years | 2-3 years | More than 3 years | Total | Less than 6 months | 6 months - 1 year | 1-2 years | 2-3 years | More than 3 years | Total |
| (i) Undisputed Trade receivables — considered good | 1,078.27 | - | 2,156.54 | - | - | 3,234.81 | 2,818.27 | 1,036.00 | 2,854.3 | 1,722.00 | 2,820.00 | 11,250.54 |
| (ii) Undisputed Trade Receivables — considered doubtful | - | - | - | - | - | - | - | - | - | - | - | - |
| (iii) Disputed Trade Receivables considered good | - | - | - | - | - | - | - | - | - | - | - | - |
| (iv) Disputed Trade Receivables considered doubtful | - | - | - | - | - | - | - | - | - | - | - | - |

OPRS DEVELOPERS PVT. LTD.

Director

OPRS DEVELOPERS PVT. LTD.

Director

OPRS DEVELOPERS PRIVATE LIMITED

CIN: U70100WB1998PTC086808

NOTES ON FINANCIAL STATEMENTS FOR THE YEAR ENDED MARCH 31ST, 2023

(Figures in INR'00)

7. Property, Plant & Equipment

| Fixed Assets | Gross Block | | | | Accumulated Depreciation | | | | Net Block | | | |
|---------------------|-----------------------------|-----------------------|--|----------------------------|-----------------------------|-----------------------------|----------------------------------|--------------------------------|--------------|---------------------------------------|-----------------------------|-----------------------------|
| | Balance as at 31 March 2022 | Additions (Disposals) | Acquired through business combinations | Revaluations (impairments) | Balance as at 31 March 2023 | Balance as at 31 March 2022 | Depreciation charge for the year | Adjustment due to revaluations | On disposals | Amount Adjusted with Retained Earning | Balance as at 31 March 2022 | Balance as at 31 March 2023 |
| (a) Tangible Assets | | | | | | | | | | | | |
| Mobile Phone | 30.00 | 0.00 | 0.00 | 0.00 | 30.00 | 28.50 | 0.00 | 0.00 | 0.00 | 0.00 | 1.50 | 1.50 |
| EPABX | 152.79 | 0.00 | 0.00 | 0.00 | 152.7943 | 145.1543 | 0.00 | 0.00 | 0.00 | 0.00 | 7.64 | 7.64 |
| Total | 182.79 | 0.00 | 0.00 | 0.00 | 182.79 | 173.65 | 0.00 | 0.00 | 0.00 | 0.00 | 9.14 | 9.14 |

OPRS DEVELOPERS PVT. LTD.

Baltalia

Director

OPRS DEVELOPERS PVT. LTD.

Sufyan

Director



OPRS DEVELOPERS PRIVATE LIMITED

CIN: U70100WB1998PTC086808

NOTES ON FINANCIAL STATEMENTS FOR THE YEAR ENDED MARCH 31ST, 2023

(Figures in INR)

| Particulars | 31.03.2023 Amount | 31.03.2022 Amount |
|--|----------------------|----------------------|
| 11. Inventories | | |
| <u>At Lower of cost and net realisable value</u> | | |
| a) Land | 42,157.78 | 42,157.78 |
| | 42,157.78 | 42,157.78 |
| 12. Cash and cash equivalents: | | |
| Cash & Bank Balances | | |
| a) Balances with banks | | |
| - in current accounts | 12,518.75 | 211.79 |
| b) Cash in hand | 960.61 | 0.61 |
| | 13,479.36 | 212.40 |
| 13. Short term loans and advances : | | |
| Balances with government authorities | | |
| a) TDS on Interest | 215.41 | 203.47 |
| b) MAT Credit | 77.23 | - |
| Other Loans & Advances | | |
| a) Sundrex Oil Co. Ltd | 18,178.04 | 30,931.54 |
| | 18,470.68 | 31,135.01 |
| 14. Revenue from operations: | | |
| a) Rent | 4,630.27 | 4,630.27 |
| | 4,630.27 | 4,630.27 |
| 15. Other Income | | |
| a) Electricity Charges Received | 1,000.00 | 1,000.00 |
| b) Interest on IT Received | 5.06 | 17.31 |
| c) Interest Received | 2,182.11 | 2,034.72 |
| | 3,187.17 | 3,052.03 |
| 16. Changes in Inventories of Shares | | |
| a) Closing Value of Finished Goods | 42,157.78 | 42,157.78 |
| b) Less: Opening Value of Finished Goods | 42,157.78 | 42,157.78 |
| Net (increase)/decrease | - | - |

OPRS DEVELOPERS PVT. LTD.

[Signature]

Director

OPRS DEVELOPERS PVT. LTD.

[Signature]

Director



| | | |
|--|-----------------|-----------------|
| 17. Employee Benefit Expenses: | | |
| a) Salary to employees | 4,118.33 | 1,369.34 |
| | 4,118.33 | 1,369.34 |
| 18. Other Expenses | | |
| a) Auditor's Remuneration | 177.00 | 150.00 |
| b) Accounting Charges | 45.00 | 45.00 |
| c) Bank Charges | 95.29 | 86.82 |
| d) Conveyance | - | 240.00 |
| e) Electric Charges | 2,500.00 | 2,500.00 |
| f) Filing Fee | - | 15.00 |
| g) Professional Charges | 40.00 | 475.90 |
| h) Interest on Late Payment of TDS | - | 1.15 |
| i) Security Charges | - | 950.00 |
| j) Maintenance Charges | - | 1,354.00 |
| | 2,857.29 | 5,817.87 |
| 19. Earning per share: | | |
| Net profit (loss) after Tax | 841.82 | 495 |
| Weighted Average no of Eq. Shares of Rs. 10/- each | | |
| Basic | 347500 | 347500 |
| Earning Per Share | | |
| Basic (In INR) | 0.24 | 0.14 |



OPRS DEVELOPERS PVT. LTD.

Mult ali

Director

OPRS DEVELOPERS PVT. LTD.

Suman

Director

OPRS DEVELOPERS PRIVATE LIMITED

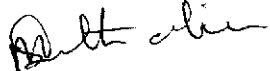
CIN: U70100WB1998PTC086808

NOTES ON FINANCIAL STATEMENTS FOR THE PERIOD ENDED 31ST MARCH 2023

20. Additional Regulatory Information


- 1 The Company has no immovable property accordingly disclosure as to title deeds are held in the name of the Company is not applicable to the Company.
- 2 The Company has not revalued its Property, Plant and Equipment accordingly disclosure as to whether the revaluation is based on the valuation by a registered valuer as defined under rule 2 of the Companies (Registered Valuers and Valuation) Rules, 2017 is not applicable to the Company.
- 3 During the year, the Company has not granted any Loans or Advances in the nature of loans which are either repayable on demand or without specifying any terms or period of repayment to promoters, directors, KMPs and the related parties (as defined under Companies Act, 2013,) either severally or jointly with any other person.
- 4 The Company has no CWIP during the financial year
- 5 The Company has no Intangible Assets under development during the financial year.
- 6 No proceedings have been initiated or pending against the Company for holding any benami property under the Benami Transactions (Prohibition) Act, 1988 (45 of 1988) and the rules made thereunder, for the financial year.
- 7 The Company is not declared as wilful defaulter by any bank or financial Institution or other lender.
- 8 The Company has any not entered into any transactions with companies which are struck off under section 248 of the Companies Act, 2013 or section 560 of Companies Act, 1956 during the financial year.
- 9 There are no charges or satisfaction yet to be registered with ROC beyond the statutory period during the financial year.
- 10 Clause (87) of section 2 of the Act read with Companies (Restriction on number of Layers) Rules, 2017 is not applicable to the company.
- 11 During the year no Scheme(s) of Arrangements approved.
- 12 A. During the year Company has not advanced or loaned or invested funds (either borrowed funds or share premium or any other sources or kind of funds) to any other person(s) or entity(ies), including foreign entities (Intermediaries) with the understanding (whether recorded in writing or otherwise) that the Intermediary shall
 - (i) directly or indirectly lend or invest in other persons or entities identified in any manner whatsoever by or on behalf of the Company (Ultimate Beneficiaries) or
 - (ii) provide any guarantee, security or the like to or on behalf of the Ultimate Beneficiaries; the Company
- B. During the year Company has not received any fund from any person(s) or entity(ies), including foreign entities (Funding Party) with the understanding (whether recorded in writing or otherwise) that the Company shall
 - (i) directly or indirectly lend or invest in other persons or entities identified in any manner whatsoever by or on behalf of the Funding Party (Ultimate Beneficiaries) or
 - (ii) provide any guarantee, security or the like on behalf of the Ultimate Beneficiaries,
- 13 The Company has no such transaction which are not recorded in the books of accounts during the year and also there are no such unrecorded income and related assets related to earlier years which have been recorded in the books of account during the year.
- 14 The Company is not covered under section 135 (CSR) of Companies Act.

OPRS DEVELOPERS PVT. LTD.



Director

OPRS DEVELOPERS PVT. LTD.



Director



NOTES ON FINANCIAL STATEMENTS FOR THE YEAR ENDED MARCH 31ST, 2023

| Sl. No. | Ratio Analysis | Numerator | | Denominator | | 31-Mar-23 | 31-Mar-22 | Change | % Change Compared |
|---------|------------------------------------|---|-------------------|---|-------------------|-----------|-----------|--------|-------------------|
| | | 2022-23 In Rs. | 2021-22 In Rs. | 2022-23 In Rs. | 2021-22 In Rs. | | | | |
| 1 | Current Ratio | Current Assets | | Current Liabilities | | | | | |
| | | 77,343 | 84,756 | 5,470 | 13,725 | | | | |
| | | <u>77,343</u> | <u>84,756</u> | <u>9,20,122</u> | <u>5,95,373</u> | 0.08 | 0.14 | -0.06 | -40.95% |
| 2 | Debt Equity Ratio | Total Liabilities | | Shareholder's Equity | | | | | |
| | | - | 2,674 | 90,171 | 89,329 | - | 0.03 | -0.03 | -100.00% |
| | | Debt consists of borrowings | | Total Shareholders Equity | | | | | |
| 3 | Debt Service Coverage Ratio | Net Operating Income | | Debt Service | | | | | |
| | | Net Profit after tax + non-cash operating expenses like depreciation and other amortizations + interest+other adjustments like loss on sale of fixed assets, etc. | | Current Debt Obligation (Interest & Lease payment+ Principal Repayment. | | | | 0.00 | 0.00% |
| 4 | Return on Equity Ratio | Profit for the period | | Avg. Shareholders Equity | | | | | |
| | | 842 | 495 | 89,750 | 89,082 | 0.009 | 0.006 | 0.00 | 68.77% |
| | | Net Profit after taxes - preference dividend (if any) | | (Beginning shareholders' equity + Ending shareholders' equity) ÷ 2 | | | | | |
| 5 | Inventory Turnover Ratio | Cost of Goods sold | | Average Inventory | | | | | |
| | | (Opening Stock + Purchases) – Closing Stock | | (Opening Stock + Closing Stock)/2 | | - | - | 0.00 | 0.00% |

OPRS DEVELOPERS PVT. LTD.


Santhoshini
Director

OPRS DEVELOPERS PVT. LTD.

Sofman
Director



| Sl. No. | Ratio Analysis | Numerator | 2022-23 In Rs. | 2021-22 In Rs. | Denominator | 31-Mar-23 | 31-Mar-22 | Change | % Change Compared |
|---------|----------------------------------|--|-------------------|-------------------|--|-----------|-----------|--------|----------------------|
| 6 | Trade Receivables Turnover Ratio | Net Sales | 7,817 | 7,682 | Average Trade Receivables | 1.08 | 0.82 | 0.26 | 30.99% |
| | | Gross Revenue from sale of products and services | | | (Beginning Trade Receivables + Ending Trade Receivables) / 2 | | | | |
| 7 | Trade Payables Turnover Ratio | Cost of Goods sold | | | Average Trade Payables | | | | |
| | | (Opening Stock + Purchases) – Closing Stock | | | (Beginning Trade Payables + Ending Trade Payables) / 2 | | | 0.00 | NA |
| 8 | Net Capital Turnover Ratio | Net Sales | 7,817 | 7,682 | Average Working Capital | 0.11 | 0.11 | 0.00 | 0.81% |
| | | Total Sales - Sales Return | | | (Op W. Cap+ Cl.W. Cap)/2 | | | | |
| 9 | Net profit Ratio | Net Profit | 842 | 495 | Net Sales | 0.11 | 0.06 | 0.04 | 67.10% |
| | | Profit After Tax | | | | | | | |
| 10 | Return on Capital employed | EBIT | 842 | 495 | Capital Employed * | 0.01 | 0.01 | 0.00 | 68.45% |
| | | Profit before Interest and Taxes | | | Capital Employed = Equity + Long Term Borrowings | | | | |
| 11 | Return on Investment | Return/Profit/Earnings | 842 | 495 | Investment ** | 0.01 | 0.01 | 0.00 | 68.45% |
| | | | | | | | | | |



OPRS DEVELOPERS PVT. LTD.

Sofar
Director

OPRS DEVELOPERS PVT. LTD.

Abhishank
Director

OPRS DEVELOPERS PRIVATE LIMITED

CIN: U70100WB1998PTC086808

NOTES ON FINANCIAL STATEMENTS FOR THE PERIOD ENDED 31ST MARCH 2023

(Figures in INR'00)

22. Related party disclosure as identified by the management in accordance with the Accounting Standard (AS) 18 on "Related Party Disclosures" are as follows :

A) Names of related parties and description of relationship

- 1) KEY Management : Mr. Mahesh Sonthalia (Director)
Personnel (KMP) : Mr. Shashank Sonthalia (Director)

B) Transactions with related parties referred above in the ordinary course of business during the year.

| Nature of Transaction | Name of Related Party | 31.03.2023 | 31.03.2022 |
|---------------------------|-----------------------|------------|------------|
| Rental Income | Mahesh Sonthalia | 1,776.00 | 1,776.00 |
| | Aman Sonthalia | 1,776.00 | 1,776.00 |
| Electricity Charges | Sundrex Oil Co. Ltd | 2,500.00 | 2,500.00 |
| | Aman Sonthalia | 1,000.00 | 1,000.00 |
| Loans & Advances Given | Sundrex Oil Co. Ltd | - | 2,400.00 |
| Interest Received on Loan | Sundrex Oil Co. Ltd | 2,154.07 | 1,831.25 |

For J K K & CO LLP
Chartered Accountants
FRN: 330221E/E300273

Devendra Kumar Lakhani

Devendra Kumar Lakhani
Partner
Membership No.: 310418



Place: Kolkata
Date: 09/09/2023
UDIN: 23310418BGZMG7E3588

For OPRS Developers Private Limited
OPRS DEVELOPERS PVT. LTD.

Mahesh Sonthalia

Director

Mahesh Sonthalia
Director

DIN:00755021
OPRS DEVELOPERS PVT. LTD.

Shashank Sonthalia

Director

Shashank Sonthalia
Director
DIN: 03052899